















**Specification Date Sheet | Model: H250PWW-D200YW**



**POLY 1100 Ltr Highway Tow**

Poly water tank, c/w baffle, 18" manhole & locking cover, mounted on highway tow single axle chassis, c/w washer pump mounting plate, 14" wheels & tyres.

-  Fitted with Yanmar L100 diesel engine driven pump with electric start 200BAR (3000PSI) 9m hose & lance
-  Durable and corrosion resistant Polythene Tank.
-  Chassis approved for towing on public highway.
-  Hot dip galvanised chassis for protection against corrosion.
-  Internal baffles prevent water surge during towing.
-  Adjustable jockey wheel and option of ball or eye coupling.
-  Highway lighting, 13 pin plug & mudguards (EU specifications). Type approval number: e11\*2007/46\*0769\*00
-  Lighting and number plate housed in protective channel.
-  Fitted with rubber suspension, auto reverse braking and hand parking brake.
-  Rear support leg for greater stability when filling or when unit uncoupled.
-  Ball or eye coupling available - state which required when ordering.
-  Saves you, and your work force, time as removes need to locate a water supply out on location - fill your bowser at base and take your water with you
-  Many uses including cleaning of plant machinery on site, road signs, street cleaning, graffiti removal, etc.
-  Standard spec includes hose, adjustable trigger lance and a holder for safe storage of lance during transportation

Specification	
Standard tank fitting specification: 18" manhole with screw lid & centre 5" vented fill cap : 2" fast drain port : 3/4" lockable rear draw off tank : lockable manhole cover. Tank filter, 3/4" outlet valve, and 1/2" return.	
Capacity (brim full) Litres: 1100	Suspension: Single rubber suspension axle (1500 gross)
Capacity (brim full) Gallons: 241	Brake Specification: 200 x 50 auto reverse brakes
Dimension Length (mm): 3500	Chassis: 5mm hot dipped galvanised chassis frame
Dimension Width (mm): 1700	Wheels & Tyres: 2 off 185R14 8ply
Dimension Height (mm): 1340	Mudguards: Moulded polythene
Weight Empty (Approx Kg): 470	Jockey Wheel: 48mm telescopic adjustable
Weight Full (Approx Kg): 1500 (maximum axle load)	Lighting: To full EU standards wired to 13 pin plug
Tank Material (thickness): 6mm – 8mm polythene	Coupling Specification: Knott KRV20. Ball or eye coupling as required
Pump: 200bar Yanmar Diesel Engine Pump with electric start.	Design Approvals: Trailer equipment conforms to EC directives
Engine: Yanmar L100 Diesel	Rear Support Leg: 1 x fitted
Pump: Inter-pump c/w 2:1 Reduction Gearbox	Optional Extras: Twin 28 litres chemical / antifreeze tanks; Hose reel
Flow Rate: 15 litres per minute	
Fittings: 9m hose complete with trigger lance holder	